



**DONGUAN LINHONG
BUILDING DECORATION
MATERIAL CO., LTD**

Address: Dongguan city,
Guangdong province, China

Dylan Lau(Sales Manager)

Email: Dylan@naikemu.com

Phone/Whatsapp:
0086-18029120121

Website:

<https://naikemu.en.alibaba.com>

**Glue Down
Luxury Vinyl Tile(LVT)**



CONTENTS

- #1
Introduction of Glue Down
LVT
- #2
Advantage of Glue Down LVT
- #3
Colors Option of Glue Down
LVT
- #4
Installation of Glue Down LVT




#1 Introduction of Glue Down LVT

Glue down LVT is a new flooring material, which is advanced by being waterproof, fireproof, easy to install, stain resistant and so on.

Glue down LVT is made of calcium carbonate, polyvinyl chloride and stabilizer, same material but different percentage of each raw material. The wear layer and color films are pressed on the core after the extruding. The UV coating makes it look more bright and have long service time. Different with the SPC Flooring, Glue is a must have when installing the glue down LVT.

Structure

Luxury Vinyl Tile (glue-down)




Grain Style	Tile Dimension	Tile Thickness	Wear Layer Thickness	Installation
Stone Grain	18"*18" (457.2*457.2mm)	2.0mm, 2.5mm, 3.0mm	0.12mm, 0.2mm, 0.3mm, 0.5mm	Glue Down
Wood Grain	6"*36" (152.4*914.4mm)	2.0mm, 2.5mm, 3.0mm	0.12mm, 0.2mm, 0.3mm, 0.5mm	
Carpet Grain	18"*18" (457.2*457.2mm)	2.0mm, 2.5mm, 3.0mm	0.12mm, 0.2mm, 0.3mm, 0.5mm	

#2 Advantage of Glue Down LVT



Waterproof

As the main component of Glue Down LVT is stone powder, so it performs well with water, and mildew will not happen with high humidity.



Durability

UV coating as the first layer, and second layer is thick wear layer, and the bottom layer consists stone powder and wood powder, which make the flooring more durable.



Real Wood Look

We use the good quality PVC color film to heat press on the bottom layer, real wood look is most frequently use and most popular.



Environmental

LVT as the new flooring material, there is zero formaldehyde, and environmental, fit for baby playing on the flooring



Anti-Scraped

0.12mm, 0.2mm, 0.3mm, 0.5mm thickness wear layer could be chosen, the thicker of the wear layer, more scratch-resistant.




Easy to Install

Like the name of glue down LVT, it is easy and quick to install the flooring, make the floor flat, spread the glue then put the tile on.

#3 Colors Option of Glue Down LVT

WOOD GRAIN

914.4*152.2*2.0mm



#3 Colors Option of Glue Down LVT



CARPET GRAIN




457.2*457.2*2.0mm



#3 Colors Option of Glue Down LVT

STONE GRAIN

457.2*457.2*2.0mm



#4 Installation of Glue Down LVT

1

NECO 耐可木
WOOD

Clean the ground

2

NECO 耐可木
WOOD

Apply interface agent

3

NECO 耐可木
WOOD

Ground self-leveling

4

NECO 耐可木
WOOD

Sanding, then clear the ground

5

NECO 耐可木
WOOD

Brush glue

6

NECO 耐可木
WOOD

When the glue is translucent,
you can install the floor.

7

NECO 耐可木
WOOD

If you need a shorter plank,
you can cut it with a knife

8

NECO 耐可木
WOOD

If you need to leave a space on the ground,
you can use a knife to cut the floor into a shape
that needs to be left.

9

NECO 耐可木
WOOD



THANKS FOR WATCHING

**DONGUAN LINHONG
BUILDING DECORATION
MATERIAL CO., LTD**

Address: Dongguan city,
Guangdong province, China

Dylan Lau(Sales Manager)

Email: Dylan@naikemu.com

Phone/Whatsapp:
0086-18029120121

Website:

<https://naikemu.en.alibaba.com>

